



Location: CMA1b - Harbour Grand Hotel Boundary Wall

Report on 24-hour TSP monitoring

Action Level ($\mu\text{g}/\text{m}^3$) - 176.7

Limit Level ($\mu\text{g}/\text{m}^3$) - 260

Date	Sampling Time	Weather Condition	Filter paper no.	Filter Weight, g		Elapse Time, hr		Sampling Time, hr	Flow Rate, m^3/min			Total Volume, m^3	TSP Level, $\mu\text{g}/\text{m}^3$
				Initial	Final	Initial	Final		Initial, Q_{si}	Final, Q_{sf}	Average		
31-Jul-19	8:00	Rainy	CMA1b_24hr_000577	2.6991	2.7349	14077.31	14101.31	24.00	1.14	1.14	1.14	1645	21.8
6-Aug-19	8:00	Cloudy	CMA1b_24hr_000122	2.6863	2.7074	14104.31	14128.31	24.00	1.14	1.14	1.14	1637	12.9
12-Aug-19	8:00	Cloudy	CMA1b_24hr_000122	2.7257	2.7699	14131.31	14155.31	24.00	1.14	1.14	1.14	1635	27.0
17-Aug-19	8:00	Rainy	CMA1b_24hr_000977	2.7500	2.7838	14158.31	14182.31	24.00	1.14	1.14	1.14	1644	20.6
23-Aug-19	8:00	Cloudy	CMA1b_24hr_001345	2.8048	2.8720	14185.31	14209.31	24.00	1.23	1.22	1.23	1764	38.1

Report on 1-hour TSP monitoring

Action Level ($\mu\text{g}/\text{m}^3$) - 320.1

Limit Level ($\mu\text{g}/\text{m}^3$) - 500

Date	Sampling Time	Weather Condition	Filter paper no.	Filter Weight, g		Elapse Time, hr		Sampling Time, hr	Flow Rate, m^3/min			Total Volume, m^3	TSP Level, $\mu\text{g}/\text{m}^3$
				Initial	Final	Initial	Final		Initial, Q_{si}	Final, Q_{sf}	Average		
1-Aug-19	9:32	Rainy	CMA1b_1hr_1_000900	2.6829	2.6845	14101.31	14102.31	1.00	1.14	1.14	1.14	68	23.4
1-Aug-19	10:37	Rainy	CMA1b_1hr_2_000898	2.6591	2.6609	14102.31	14103.31	1.00	1.14	1.14	1.14	68	26.3
1-Aug-19	13:00	Rainy	CMA1b_1hr_3_000897	2.6626	2.6656	14103.31	14104.31	1.00	1.14	1.14	1.14	68	43.8
7-Aug-19	8:15	Cloudy	CMA1b_1hr_1_000130	2.6699	2.6710	14128.31	14129.31	1.00	1.14	1.14	1.14	68	16.1
7-Aug-19	9:20	Cloudy	CMA1b_1hr_2_000129	2.6967	2.6986	14129.31	14130.31	1.00	1.14	1.14	1.14	68	27.9
7-Aug-19	10:25	Cloudy	CMA1b_1hr_3_000124	2.6581	2.6587	14130.31	14131.31	1.00	1.14	1.14	1.14	68	8.8
13-Aug-19	8:05	Rainy	CMA1b_1hr_1_000130	2.7003	2.7025	14155.31	14156.31	1.00	1.14	1.14	1.14	68	32.3
13-Aug-19	9:53	Rainy	CMA1b_1hr_2_000129	2.6804	2.6815	14156.31	14157.31	1.00	1.14	1.14	1.14	68	16.1
13-Aug-19	13:00	Rainy	CMA1b_1hr_3_000124	2.7176	2.7191	14157.31	14158.31	1.00	1.14	1.14	1.14	68	22.0
19-Aug-19	8:18	Cloudy	CMA1b_1hr_1_000803	2.7006	2.7043	14182.31	14183.31	1.00	1.14	1.14	1.14	68	54.1
19-Aug-19	9:20	Cloudy	CMA1b_1hr_2_000805	2.6854	2.6886	14183.31	14184.31	1.00	1.14	1.14	1.14	68	46.8
19-Aug-19	10:22	Cloudy	CMA1b_1hr_3_000807	2.6748	2.6789	14184.31	14185.31	1.00	1.14	1.14	1.14	68	60.0
24-Aug-19	8:10	Cloudy	CMA1b_1hr_1_001326	2.8047	2.8113	14209.31	14210.31	1.00	1.22	1.22	1.22	73	89.9
24-Aug-19	9:15	Cloudy	CMA1b_1hr_2_001327	2.8120	2.8240	14210.31	14211.31	1.00	1.22	1.22	1.22	73	163.5
24-Aug-19	13:00	Cloudy	CMA1b_1hr_3_001371	2.8246	2.8369	14211.31	14212.31	1.00	1.22	1.22	1.22	73	167.6



Location: CMA2a - Causeway Bay Community Centre

Report on 24-hour TSP monitoring
 Action Level ($\mu\text{g}/\text{m}^3$) - 169.5
 Limit Level ($\mu\text{g}/\text{m}^3$) - 260

Date	Sampling Time	Weather Condition	Filter paper no.	Filter Weight, g		Elapse Time, hr		Sampling Time, hr	Flow Rate, m^3/min			Total Volume, m^3	TSP Level, $\mu\text{g}/\text{m}^3$
				Initial	Final	Initial	Final		Initial, Q_{si}	Final, Q_{sf}	Average		
31-Jul-19	8:00	Rainy	CMA2a_24hr_000576	2.6818	2.7565	573.14	597.14	24.00	1.23	1.23	1.23	1772	42.2
6-Aug-19	8:00	Cloudy	CMA2a_24hr_000899	2.6866	2.7604	600.14	624.14	24.00	1.23	1.22	1.23	1764	41.8
12-Aug-19	8:00	Cloudy	CMA2a_24hr_000899	2.6634	2.7589	627.14	651.14	24.00	1.22	1.22	1.22	1763	54.2
17-Aug-19	8:00	Rainy	CMA2a_24hr_000976	2.7149	2.7786	654.14	678.14	24.00	1.23	1.23	1.23	1771	36.0
23-Aug-19	8:00	Cloudy	CMA2a_24hr_001319	2.8094	2.9593	681.14	705.14	24.00	1.63	1.63	1.63	2347	63.9

Report on 1-hour TSP monitoring
 Action Level ($\mu\text{g}/\text{m}^3$) - 323.4
 Limit Level ($\mu\text{g}/\text{m}^3$) - 500

Date	Sampling Time	Weather Condition	Filter paper no.	Filter Weight, g		Elapse Time, hr		Sampling Time, hr	Flow Rate, m^3/min			Total Volume, m^3	TSP Level, $\mu\text{g}/\text{m}^3$
				Initial	Final	Initial	Final		Initial, Q_{si}	Final, Q_{sf}	Average		
1-Aug-19	13:00	Rainy	CMA2a_1hr_1_000894	2.6800	2.6844	597.14	598.14	1.00	1.23	1.23	1.23	74	59.6
1-Aug-19	14:05	Rainy	CMA2a_1hr_2_000895	2.6684	2.6718	598.14	599.14	1.00	1.23	1.23	1.23	74	46.1
1-Aug-19	15:10	Rainy	CMA2a_1hr_3_000896	2.6531	2.6591	599.14	600.14	1.00	1.23	1.23	1.23	74	81.3
7-Aug-19	8:25	Cloudy	CMA2a_1hr_1_000131	2.6741	2.6755	624.14	625.14	1.00	1.22	1.22	1.22	73	19.1
7-Aug-19	9:30	Cloudy	CMA2a_1hr_2_000116	2.6442	2.6465	625.14	626.14	1.00	1.22	1.22	1.22	73	31.3
7-Aug-19	10:35	Cloudy	CMA2a_1hr_3_000123	2.6686	2.6719	626.14	627.14	1.00	1.22	1.22	1.22	73	44.9
13-Aug-19	8:10	Rainy	CMA2a_1hr_1_000131	2.7358	2.7409	651.14	652.14	1.00	1.22	1.22	1.22	73	69.4
13-Aug-19	9:40	Rainy	CMA2a_1hr_2_000116	2.7132	2.7180	652.14	653.14	1.00	1.22	1.22	1.22	73	65.4
13-Aug-19	13:00	Rainy	CMA2a_1hr_3_000123	2.7189	2.7237	653.14	654.14	1.00	1.22	1.22	1.22	73	65.4
19-Aug-19	8:14	Cloudy	CMA2a_1hr_1_000804	2.7027	2.7091	678.14	679.14	1.00	1.23	1.23	1.23	74	86.9
19-Aug-19	9:16	Cloudy	CMA2a_1hr_2_000806	2.7069	2.7126	679.14	680.14	1.00	1.23	1.23	1.23	74	77.4
19-Aug-19	10:20	Cloudy	CMA2a_1hr_3_000808	2.7054	2.7102	680.14	681.14	1.00	1.23	1.23	1.23	74	65.1
24-Aug-19	8:15	Cloudy	CMA2a_1hr_1_000809	2.7136	2.7345	705.14	706.14	1.00	1.63	1.63	1.63	98	214.1
24-Aug-19	9:20	Cloudy	CMA2a_1hr_2_000810	2.7165	2.7378	706.14	707.14	1.00	1.63	1.63	1.63	98	218.2
24-Aug-19	13:00	Cloudy	CMA2a_1hr_3_000811	2.7031	2.7286	707.14	708.14	1.00	1.63	1.63	1.63	98	261.3



Location: CMA3a - CWB PRE Site Office Area

Report on 24-hour TSP monitoring
 Action Level ($\mu\text{g}/\text{m}^3$) - 171
 Limit Level ($\mu\text{g}/\text{m}^3$) - 260

Date	Sampling Time	Weather Condition	Filter paper no.	Filter Weight, g		Elapse Time, hr		Sampling Time, hr	Flow Rate, m^3/min			Total Volume, m^3	TSP Level, $\mu\text{g}/\text{m}^3$
				Initial	Final	Initial	Final		Initial, Q_{si}	Final, Q_{sf}	Average		
31-Jul-19	8:00	Rainy	CMA3a_24hr_000801	2.6994	2.7541	10957.95	10981.95	24.00	1.21	1.21	1.21	1737	31.5
6-Aug-19	8:00	Cloudy	CMA3a_24hr_000893	2.6698	2.7096	10984.95	11008.95	24.00	1.20	1.20	1.20	1730	23.0
12-Aug-19	8:00	Cloudy	CMA3a_24hr_000893	2.7122	2.7616	11011.95	11035.95	24.00	1.20	1.20	1.20	1729	28.6
17-Aug-19	8:00	Rainy	CMA3a_24hr_000979	2.7114	2.7463	11038.95	11062.95	24.00	1.21	1.21	1.21	1737	20.1
23-Aug-19	8:00	Cloudy	CMA3a_24hr_001372	2.8176	2.9026	11065.95	11089.95	24.00	1.24	1.23	1.23	1777	47.8

Report on 1-hour TSP monitoring
 Action Level ($\mu\text{g}/\text{m}^3$) - 311.3
 Limit Level ($\mu\text{g}/\text{m}^3$) - 500

Date	Sampling Time	Weather Condition	Filter paper no.	Filter Weight, g		Elapse Time, hr		Sampling Time, hr	Flow Rate, m^3/min			Total Volume, m^3	TSP Level, $\mu\text{g}/\text{m}^3$
				Initial	Final	Initial	Final		Initial, Q_{si}	Final, Q_{sf}	Average		
1-Aug-19	8:50	Rainy	CMA3a_1hr_1_000887	2.6988	2.7035	10981.95	10982.95	1.00	1.21	1.21	1.21	72	65.0
1-Aug-19	9:55	Rainy	CMA3a_1hr_2_000889	2.6886	2.6915	10982.95	10983.95	1.00	1.21	1.21	1.21	72	40.1
1-Aug-19	13:00	Rainy	CMA3a_1hr_3_000891	2.6542	2.6568	10983.95	10984.95	1.00	1.21	1.21	1.21	72	35.9
7-Aug-19	8:30	Cloudy	CMA3a_1hr_1_000831	2.6863	2.6868	11008.95	11009.95	1.00	1.20	1.20	1.20	72	6.9
7-Aug-19	9:52	Cloudy	CMA3a_1hr_2_000904	2.6992	2.7014	11009.95	11010.95	1.00	1.20	1.20	1.20	72	30.5
7-Aug-19	10:54	Cloudy	CMA3a_1hr_3_000907	2.7120	2.7126	11010.95	11011.95	1.00	1.20	1.20	1.20	72	8.3
13-Aug-19	8:40	Rainy	CMA3a_1hr_1_000831	2.7154	2.7177	11035.95	11036.95	1.00	1.20	1.20	1.20	72	31.9
13-Aug-19	10:13	Rainy	CMA3a_1hr_2_000904	2.6924	2.6950	11036.95	11037.95	1.00	1.20	1.20	1.20	72	36.1
13-Aug-19	13:00	Rainy	CMA3a_1hr_3_000907	2.7152	2.7162	11037.95	11038.95	1.00	1.20	1.20	1.20	72	13.9
19-Aug-19	8:40	Cloudy	CMA3a_1hr_1_000395	2.7011	2.7039	11062.95	11063.95	1.00	1.20	1.20	1.20	72	38.8
19-Aug-19	9:45	Cloudy	CMA3a_1hr_2_000777	2.6986	2.7002	11063.95	11064.95	1.00	1.20	1.20	1.20	72	22.1
19-Aug-19	11:00	Cloudy	CMA3a_1hr_3_001323	2.8242	2.8256	11064.95	11065.95	1.00	1.20	1.20	1.20	72	19.4
24-Aug-19	9:25	Cloudy	CMA3a_1hr_1_001362	2.7869	2.7994	11089.95	11090.95	1.00	1.33	1.33	1.33	80	156.7
24-Aug-19	10:30	Cloudy	CMA3a_1hr_2_001358	2.8048	2.8196	11090.95	11091.95	1.00	1.33	1.33	1.33	80	185.5
24-Aug-19	13:00	Cloudy	CMA3a_1hr_3_001356	2.8103	2.8279	11091.95	11092.95	1.00	1.33	1.33	1.33	80	220.6



Location: CMA4a - SPCA

Report on 24-hour TSP monitoring

Action Level ($\mu\text{g}/\text{m}^3$) - 171.2
Limit Level ($\mu\text{g}/\text{m}^3$) - 260

Date	Sampling Time	Weather Condition	Filter paper no.	Filter Weight, g		Elapse Time, hr		Sampling Time, hr	Flow Rate, m^3/min			Total Volume, m^3	TSP Level, $\mu\text{g}/\text{m}^3$
				Initial	Final	Initial	Final		Initial, Q_{si}	Final, Q_{sf}	Average		
31-Jul-19	8:00	Rainy	CMA4a_24hr_000597	2.7023	2.7527	27896.45	27920.45	24.00	0.82	0.81	0.82	1174	42.9
6-Aug-19	8:00	Cloudy	CMA4a_24hr_000892	2.6746	2.7163	27923.45	27947.45	24.00	0.81	0.81	0.81	1164	35.8
12-Aug-19	8:00	Cloudy	CMA4a_24hr_000892	2.7013	2.7686	27950.45	27974.45	24.00	0.81	0.81	0.81	1162	57.9
17-Aug-19	8:00	Rainy	CMA4a_24hr_000978	2.7328	2.7818	27977.45	28001.45	24.00	0.81	0.81	0.81	1173	41.8
23-Aug-19	8:00	Cloudy	CMA4a_24hr_001346	2.8445	2.9430	28004.45	28028.45	24.00	0.97	0.97	0.97	1399	70.4

Report on 1-hour TSP monitoring

Action Level ($\mu\text{g}/\text{m}^3$) - 312.5
Limit Level ($\mu\text{g}/\text{m}^3$) - 500

Date	Sampling Time	Weather Condition	Filter paper no.	Filter Weight, g		Elapse Time, hr		Sampling Time, hr	Flow Rate, m^3/min			Total Volume, m^3	TSP Level, $\mu\text{g}/\text{m}^3$
				Initial	Final	Initial	Final		Initial, Q_{si}	Final, Q_{sf}	Average		
1-Aug-19	8:46	Rainy	CMA4a_1hr_1_000886	2.7038	2.7072	27920.45	27921.45	1.00	0.81	0.81	0.81	49	69.6
1-Aug-19	9:50	Rainy	CMA4a_1hr_2_000888	2.7038	2.7062	27921.45	27922.45	1.00	0.81	0.81	0.81	49	49.1
1-Aug-19	10:55	Rainy	CMA4a_1hr_3_000890	2.6978	2.6999	27922.45	27923.45	1.00	0.81	0.81	0.81	49	43.0
7-Aug-19	8:15	Cloudy	CMA4a_1hr_1_000830	2.7139	2.7144	27947.45	27948.45	1.00	0.81	0.81	0.81	48	10.3
7-Aug-19	9:20	Cloudy	CMA4a_1hr_2_001000	2.7190	2.7202	27948.45	27949.45	1.00	0.81	0.81	0.81	48	24.8
7-Aug-19	13:00	Cloudy	CMA4a_1hr_3_000911	2.7012	2.7020	27949.45	27950.45	1.00	0.81	0.81	0.81	48	16.5
13-Aug-19	8:20	Rainy	CMA4a_1hr_1_000830	2.7384	2.7416	27974.45	27975.45	1.00	0.81	0.81	0.81	48	66.1
13-Aug-19	9:50	Rainy	CMA4a_1hr_2_001000	2.6943	2.6979	27975.45	27976.45	1.00	0.81	0.81	0.81	48	74.3
13-Aug-19	13:00	Rainy	CMA4a_1hr_3_000911	2.7119	2.7150	27976.45	27977.45	1.00	0.81	0.81	0.81	48	64.0
19-Aug-19	8:35	Cloudy	CMA4a_1hr_1_000394	2.6886	2.6913	28001.45	28002.45	1.00	0.81	0.81	0.81	49	55.4
19-Aug-19	9:40	Cloudy	CMA4a_1hr_2_000400	2.7161	2.7211	28002.45	28003.45	1.00	0.81	0.81	0.81	49	102.6
19-Aug-19	10:50	Cloudy	CMA4a_1hr_3_001373	2.8299	2.8314	28003.45	28004.45	1.00	0.81	0.81	0.81	49	30.8
24-Aug-19	9:24	Cloudy	CMA4a_1hr_1_001363	2.8331	2.8475	28028.45	28029.45	1.00	0.97	0.97	0.97	58	247.6
24-Aug-19	10:27	Cloudy	CMA4a_1hr_2_001341	2.8030	2.8175	28029.45	28030.45	1.00	0.97	0.97	0.97	58	249.4
24-Aug-19	13:00	Cloudy	CMA4a_1hr_3_001335	2.8478	2.8666	28030.45	28031.45	1.00	0.97	0.97	0.97	58	306.1



Location: CMA5b - Pedestrian Plaza

Report on 24-hour TSP monitoring

Action Level ($\mu\text{g}/\text{m}^3$) - 181
Limit Level ($\mu\text{g}/\text{m}^3$) - 260

Date	Sampling Time	Weather Condition	Filter paper no.	Filter Weight, g		Elapse Time, hr		Sampling Time, hr	Flow Rate, m^3/min			Total Volume, m^3	TSP Level, $\mu\text{g}/\text{m}^3$
				Initial	Final	Initial	Final		Initial, Q_{si}	Final, Q_{sf}	Average		
31-Jul-19	8:00	Rainy	CMA5b_24hr_000802	2.6996	2.7370	12405.02	12429.02	24.00	0.97	0.97	0.97	1399	26.7
6-Aug-19	8:00	Cloudy	CMA5b_24hr_000846	2.6888	2.7395	12432.02	12456.02	24.00	0.97	0.97	0.97	1392	36.4
12-Aug-19	8:00	Cloudy	CMA5b_24hr_000846	2.7154	2.7654	12459.02	12483.02	24.00	0.97	0.97	0.97	1390	36.0
17-Aug-19	8:00	Rainy	CMA5b_24hr_000980	2.7382	2.7679	12486.02	12510.02	24.00	0.97	0.97	0.97	1399	21.2
23-Aug-19	8:00	Cloudy	CMA5b_24hr_001370	2.8116	2.9059	12513.02	12537.02	24.00	0.99	0.98	0.99	1421	66.3

Report on 1-hour TSP monitoring

Action Level ($\mu\text{g}/\text{m}^3$) - 332
Limit Level ($\mu\text{g}/\text{m}^3$) - 500

Date	Sampling Time	Weather Condition	Filter paper no.	Filter Weight, g		Elapse Time, hr		Sampling Time, hr	Flow Rate, m^3/min			Total Volume, m^3	TSP Level, $\mu\text{g}/\text{m}^3$
				Initial	Final	Initial	Final		Initial, Q_{si}	Final, Q_{sf}	Average		
1-Aug-19	14:10	Rainy	CMA5b_1hr_1_000857	2.6774	2.6801	12429.02	12430.02	1.00	0.97	0.97	0.97	58	46.3
1-Aug-19	15:15	Rainy	CMA5b_1hr_2_000863	2.7060	2.7088	12430.02	12431.02	1.00	0.97	0.97	0.97	58	48.1
1-Aug-19	16:30	Rainy	CMA5b_1hr_3_000859	2.6959	2.7010	12431.02	12432.02	1.00	0.97	0.97	0.97	58	87.5
7-Aug-19	8:20	Cloudy	CMA5b_1hr_1_000832	2.6993	2.7020	12456.02	12457.02	1.00	0.97	0.97	0.97	58	46.6
7-Aug-19	9:26	Cloudy	CMA5b_1hr_2_000905	2.7201	2.7224	12457.02	12458.02	1.00	0.97	0.97	0.97	58	39.7
7-Aug-19	13:00	Cloudy	CMA5b_1hr_3_000912	2.6843	2.6857	12458.02	12459.02	1.00	0.97	0.97	0.97	58	24.2
13-Aug-19	8:40	Rainy	CMA5b_1hr_1_000832	2.7158	2.7189	12483.02	12484.02	1.00	0.97	0.97	0.97	58	53.5
13-Aug-19	10:00	Rainy	CMA5b_1hr_2_000905	2.6923	2.6949	12484.02	12485.02	1.00	0.97	0.97	0.97	58	44.9
13-Aug-19	13:00	Rainy	CMA5b_1hr_3_000912	2.6887	2.6906	12485.02	12486.02	1.00	0.97	0.97	0.97	58	32.8
19-Aug-19	8:56	Cloudy	CMA5b_1hr_1_000393	2.7077	2.7116	12510.02	12511.02	1.00	1.02	1.02	1.02	61	63.7
19-Aug-19	10:03	Cloudy	CMA5b_1hr_2_000399	2.7147	2.7199	12511.02	12512.02	1.00	1.02	1.02	1.02	61	84.9
19-Aug-19	13:00	Cloudy	CMA5b_1hr_3_001322	2.8603	2.8626	12512.02	12513.02	1.00	1.02	1.02	1.02	61	37.6
24-Aug-19	9:12	Cloudy	CMA5b_1hr_1_001365	2.8370	2.8463	12537.02	12538.02	1.00	0.98	0.98	0.98	59	157.4
24-Aug-19	10:17	Cloudy	CMA5b_1hr_2_001331	2.8553	2.8657	12538.02	12539.02	1.00	0.98	0.98	0.98	59	176.0
24-Aug-19	13:00	Cloudy	CMA5b_1hr_3_001357	2.8112	2.8299	12539.02	12540.02	1.00	0.98	0.98	0.98	59	316.5



Location: MA1e - International Finance Centre (Eastern Wing)

Report on 24-hour TSP monitoring

Action Level ($\mu\text{g}/\text{m}^3$) - 173.4
Limit Level ($\mu\text{g}/\text{m}^3$) - 260

Date	Sampling Time	Weather Condition	Filter paper no.	Filter Weight, g		Elapse Time, hr		Sampling Time, hr	Flow Rate, m^3/min			Total Volume, m^3	TSP Level, $\mu\text{g}/\text{m}^3$
				Initial	Final	Initial	Final		Initial, Q_{si}	Final, Q_{sf}	Average		
1-Aug-19	11:53	Rainy	MA1e_24hr_000870	2.6676	2.6968	24768.10	24792.10	24.00	1.27	1.27	1.27	1829	16.0
6-Aug-19	8:00	Cloudy	MA1e_24hr_000845	2.6930	2.7246	24792.10	24816.10	24.00	1.22	1.22	1.22	1754	18.0
12-Aug-19	8:00	Cloudy	MA1e_24hr_000845	2.7019	2.7463	24819.10	24843.10	24.00	1.22	1.22	1.22	1752	25.3
17-Aug-19	8:00	Rainy	MA1e_24hr_000981	2.7113	2.7616	24846.10	24870.10	24.00	1.32	1.32	1.32	1899	26.5
23-Aug-19	8:00	Cloudy	MA1e_24hr_001320	2.8261	2.8638	24873.10	24897.10	24.00	1.24	1.24	1.24	1790	21.1

Remarks: Due to interruption of electricity, the 24hr TSP was rescheduled from 2 July 2019 to 3 July 2019.

Report on 1-hour TSP monitoring

Action Level ($\mu\text{g}/\text{m}^3$) - 325.1
Limit Level ($\mu\text{g}/\text{m}^3$) - 500

Date	Sampling Time	Weather Condition	Filter paper no.	Filter Weight, g		Elapse Time, hr		Sampling Time, hr	Flow Rate, m^3/min			Total Volume, m^3	TSP Level, $\mu\text{g}/\text{m}^3$
				Initial	Final	Initial	Final		Initial, Q_{si}	Final, Q_{sf}	Average		
1-Aug-19	8:40	Rainy	MA1e_1hr_1_000879	2.6882	2.6939	24765.10	24766.10	1.00	1.22	1.22	1.22	73	77.7
1-Aug-19	9:43	Rainy	MA1e_1hr_2_000876	2.6658	2.6690	24766.10	24767.10	1.00	1.22	1.22	1.22	73	43.6
1-Aug-19	10:45	Rainy	MA1e_1hr_3_000872	2.6797	2.6835	24767.10	24768.10	1.00	1.22	1.22	1.22	73	51.8
7-Aug-19	8:45	Cloudy	MA1e_1hr_1_000901	2.7005	2.7018	24816.10	24817.10	1.00	1.22	1.22	1.22	73	17.8
7-Aug-19	9:50	Cloudy	MA1e_1hr_2_000909	2.6893	2.6912	24817.10	24818.10	1.00	1.22	1.22	1.22	73	26.0
7-Aug-19	13:00	Cloudy	MA1e_1hr_3_000914	2.6849	2.6860	24818.10	24819.10	1.00	1.22	1.22	1.22	73	15.1
13-Aug-19	9:29	Rainy	MA1e_1hr_1_000901	2.6975	2.6993	24843.10	24844.10	1.00	1.22	1.22	1.22	73	24.7
13-Aug-19	11:00	Rainy	MA1e_1hr_2_000909	2.7033	2.7057	24844.10	24845.10	1.00	1.22	1.22	1.22	73	32.9
13-Aug-19	13:00	Rainy	MA1e_1hr_3_000914	2.7194	2.7216	24845.10	24846.10	1.00	1.22	1.22	1.22	73	30.1
19-Aug-19	8:05	Cloudy	MA1e_1hr_1_000941	2.7082	2.7096	24870.10	24871.10	1.00	1.32	1.32	1.32	79	17.7
19-Aug-19	10:53	Cloudy	MA1e_1hr_2_000397	2.7015	2.7068	24871.10	24872.10	1.00	1.32	1.32	1.32	79	67.1
19-Aug-19	13:00	Cloudy	MA1e_1hr_3_001301	2.8355	2.8397	24872.10	24873.10	1.00	1.32	1.32	1.32	79	53.2
24-Aug-19	8:50	Cloudy	MA1e_1hr_1_001359	2.8340	2.8405	24897.10	24898.10	1.00	1.33	1.33	1.33	80	81.3
24-Aug-19	9:53	Cloudy	MA1e_1hr_2_001332	2.8057	2.8083	24898.10	24899.10	1.00	1.24	1.24	1.24	74	34.9
24-Aug-19	10:55	Cloudy	MA1e_1hr_3_001324	2.8686	2.8662	24899.10	24900.10	1.00	1.24	1.24	1.24	74	236.4



Location: MA1w - International Finance Centre (Western Wing)

Report on 24-hour TSP monitoring

Action Level ($\mu\text{g}/\text{m}^3$) - 173.4
Limit Level ($\mu\text{g}/\text{m}^3$) - 260

Date	Sampling Time	Weather Condition	Filter paper no.	Filter Weight, g		Elapse Time, hr		Sampling Time, hr	Flow Rate, m^3/min			Total Volume, m^3	TSP Level, $\mu\text{g}/\text{m}^3$
				Initial	Final	Initial	Final		Initial, Q_{si}	Final, Q_{sf}	Average		
31-Jul-19	8:00	Rainy	MA1w_24hr_000883	2.6778	2.7652	24483.41	24507.41	24.00	0.97	1.36	1.16	1676	52.1
6-Aug-19	8:00	Cloudy	MA1w_24hr_000871	2.6675	2.7054	24510.41	24534.41	24.00	1.06	1.36	1.21	1737	21.8
12-Aug-19	8:00	Cloudy	MA1w_24hr_000871	2.7199	2.7973	24537.41	24561.41	24.00	1.07	1.36	1.21	1748	44.3
17-Aug-19	8:00	Rainy	MA1w_24hr_000982	2.7191	2.8071	24564.41	24588.41	24.00	1.00	1.36	1.18	1702	51.7
23-Aug-19	8:00	Cloudy	MA1w_24hr_001321	2.8196	2.9546	24591.41	24615.41	24.00	0.87	1.18	1.02	1475	91.5

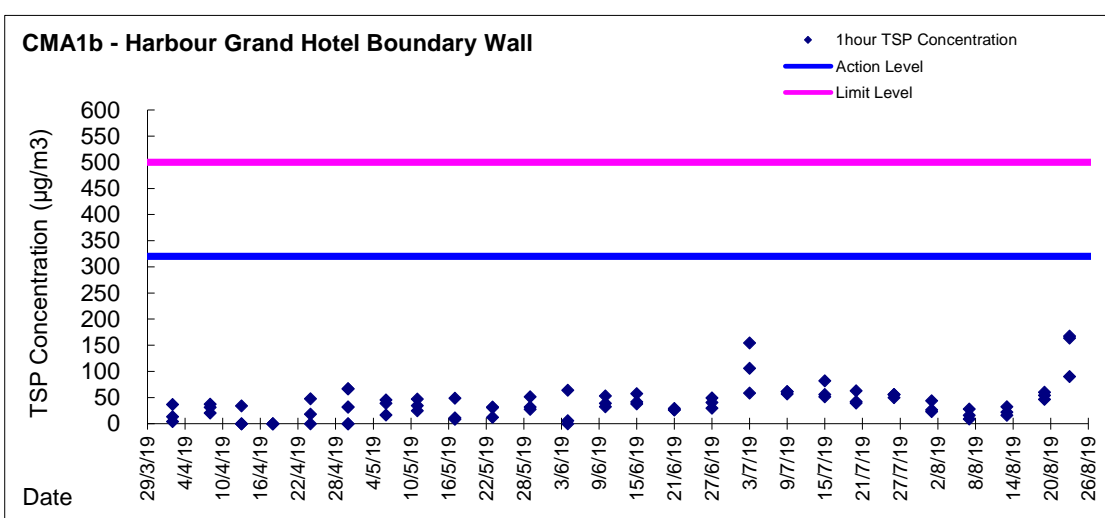
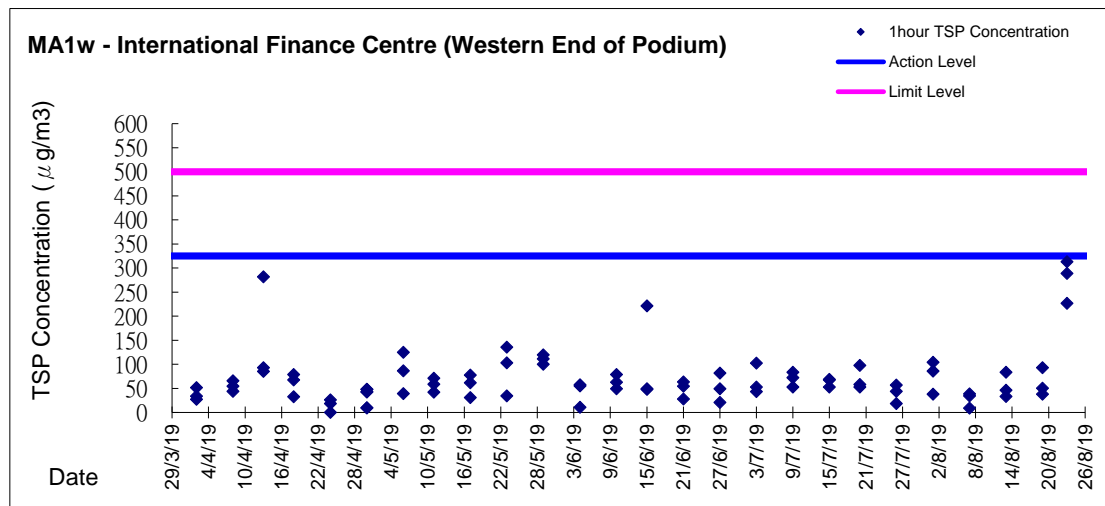
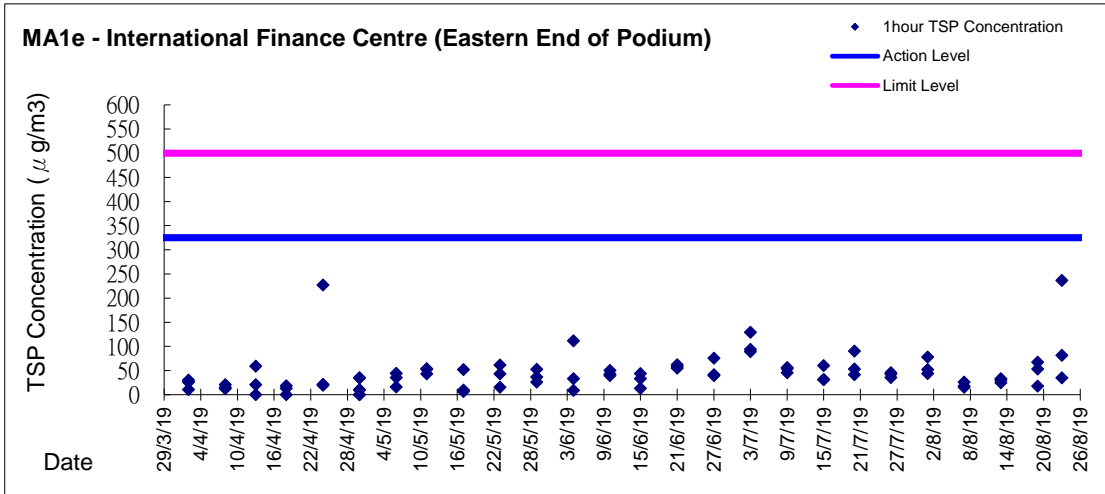
Report on 1-hour TSP monitoring

Action Level ($\mu\text{g}/\text{m}^3$) - 325.1
Limit Level ($\mu\text{g}/\text{m}^3$) - 500

Date	Sampling Time	Weather Condition	Filter paper no.	Filter Weight, g		Elapse Time, hr		Sampling Time, hr	Flow Rate, m^3/min			Total Volume, m^3	TSP Level, $\mu\text{g}/\text{m}^3$
				Initial	Final	Initial	Final		Initial, Q_{si}	Final, Q_{sf}	Average		
1-Aug-19	8:45	Rainy	MA1w_1hr_1_000880	2.6629	2.6699	24507.41	24508.41	1.00	1.36	1.36	1.36	82	85.7
1-Aug-19	9:48	Rainy	MA1w_1hr_2_000875	2.6913	2.6944	24508.41	24509.41	1.00	1.36	1.36	1.36	82	37.9
1-Aug-19	10:53	Rainy	MA1w_1hr_3_000873	2.6533	2.6618	24509.41	24510.41	1.00	1.36	1.36	1.36	82	104.0
7-Aug-19	8:50	Cloudy	MA1w_1hr_1_000902	2.7143	2.7150	24534.41	24535.41	1.00	1.26	1.26	1.26	75	9.3
7-Aug-19	9:55	Cloudy	MA1w_1hr_2_000908	2.6905	2.6934	24535.41	24536.41	1.00	1.26	1.26	1.26	75	38.5
7-Aug-19	13:00	Cloudy	MA1w_1hr_3_000915	2.6939	2.6965	24536.41	24537.41	1.00	1.26	1.26	1.26	75	34.5
13-Aug-19	9:20	Rainy	MA1w_1hr_1_000902	2.6855	2.6880	24561.41	24562.41	1.00	1.25	1.25	1.25	75	33.2
13-Aug-19	10:50	Rainy	MA1w_1hr_2_000908	2.7002	2.7037	24562.41	24563.41	1.00	1.25	1.25	1.25	75	46.5
13-Aug-19	13:00	Rainy	MA1w_1hr_3_000915	2.7120	2.7183	24563.41	24564.41	1.00	1.25	1.25	1.25	75	83.7
19-Aug-19	8:01	Cloudy	MA1w_1hr_1_000940	2.7156	2.7197	24588.41	24589.41	1.00	1.36	1.36	1.36	82	50.2
19-Aug-19	10:48	Cloudy	MA1w_1hr_2_000398	2.7094	2.7125	24589.41	24590.41	1.00	1.36	1.36	1.36	82	38.0
19-Aug-19	13:00	Cloudy	MA1w_1hr_3_001302	2.8342	2.8418	24590.41	24591.41	1.00	1.36	1.36	1.36	82	93.1
24-Aug-19	8:58	Cloudy	MA1w_1hr_1_001360	2.8122	2.8326	24615.41	24616.41	1.00	1.18	1.18	1.18	71	289.0
24-Aug-19	9:59	Cloudy	MA1w_1hr_2_001333	2.8295	2.8516	24616.41	24617.41	1.00	1.18	1.18	1.18	71	313.0
24-Aug-19	11:00	Cloudy	MA1w_1hr_3_001325	2.8194	2.8354	24617.41	24618.41	1.00	1.18	1.18	1.18	71	226.6

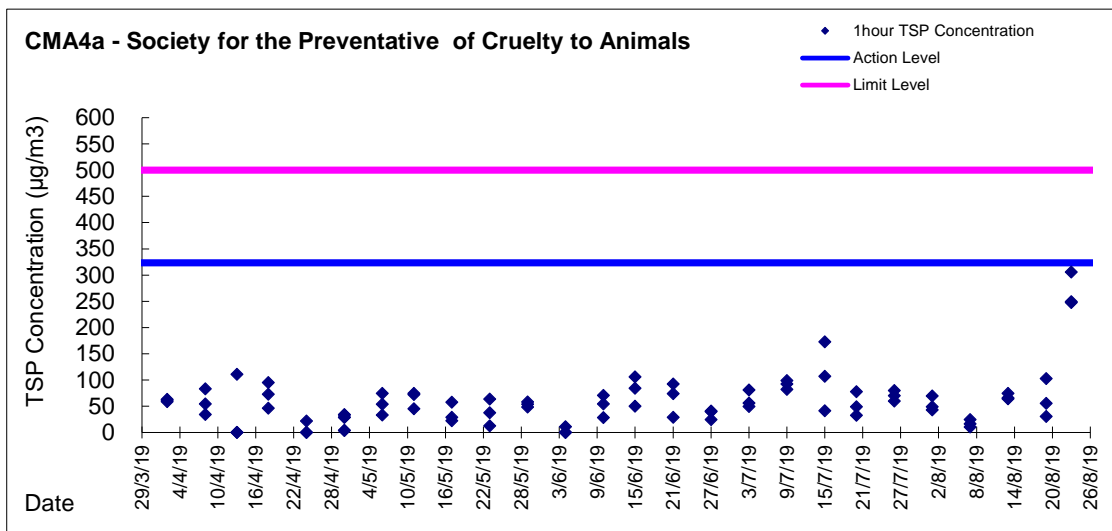
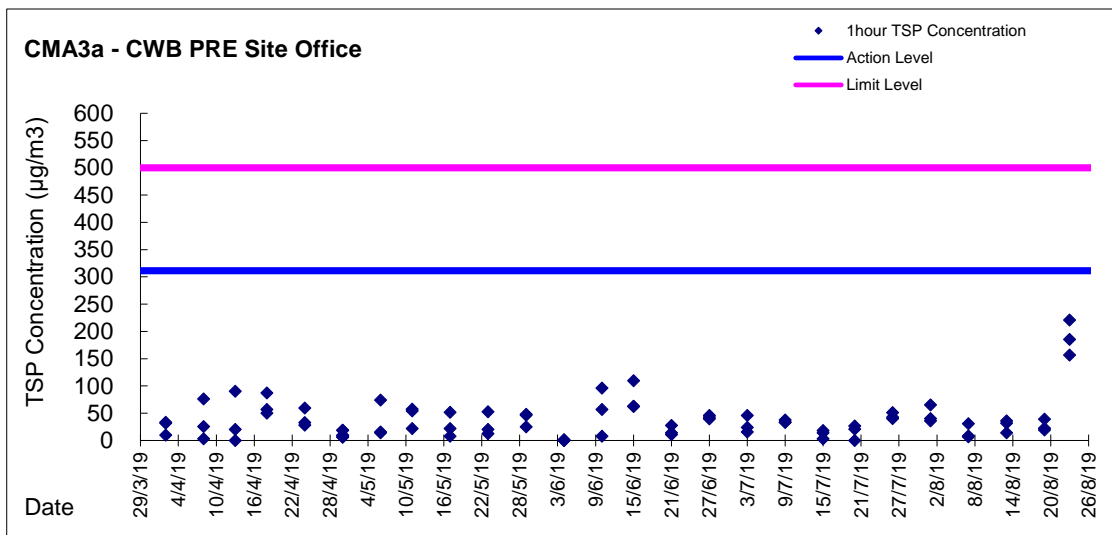
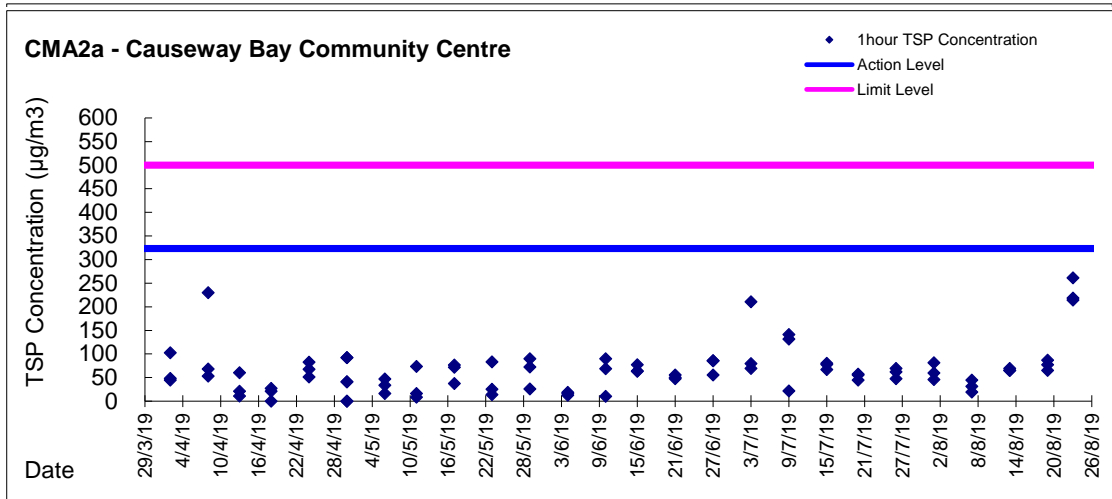


Graphic Presentation of 1 hour TSP Result



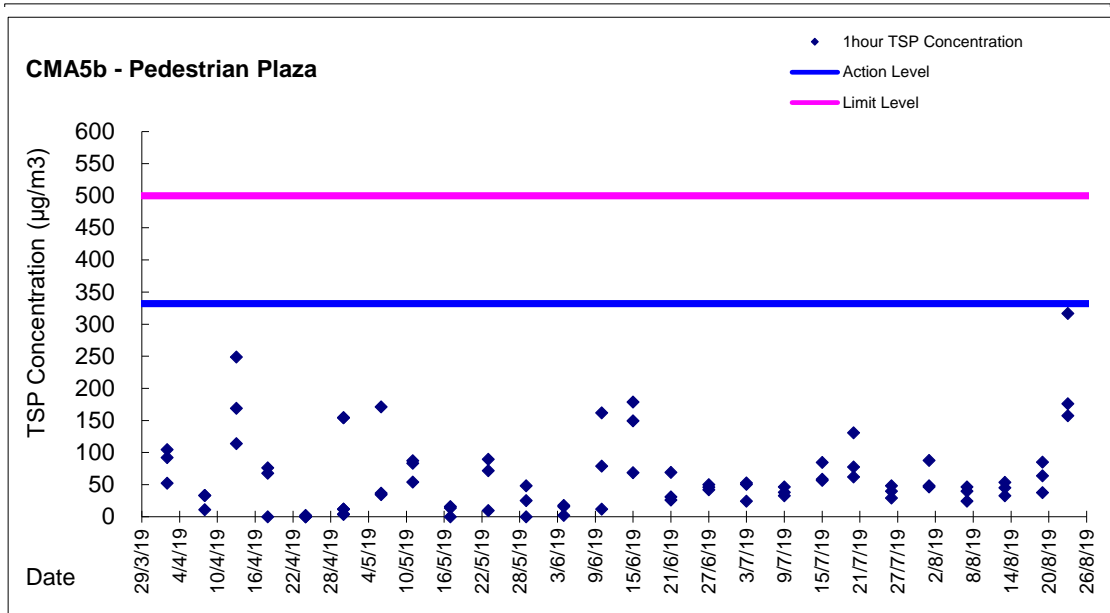


Graphic Presentation of 1 hour TSP Result

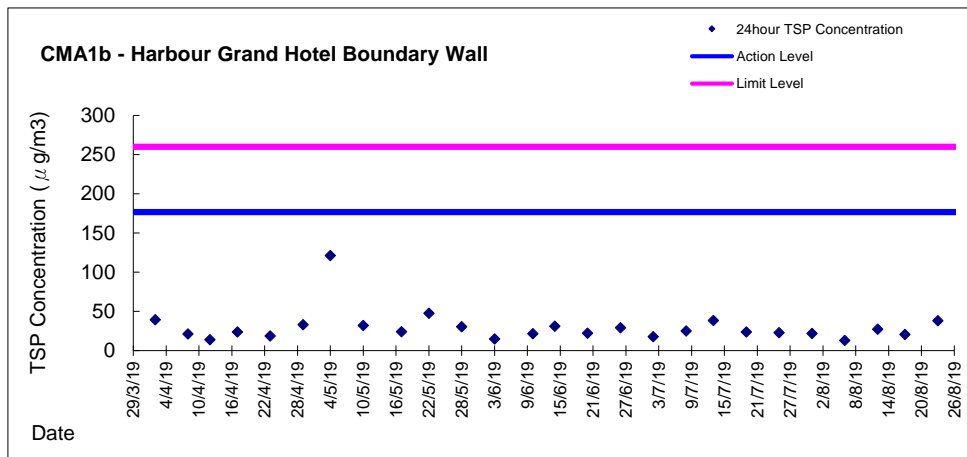
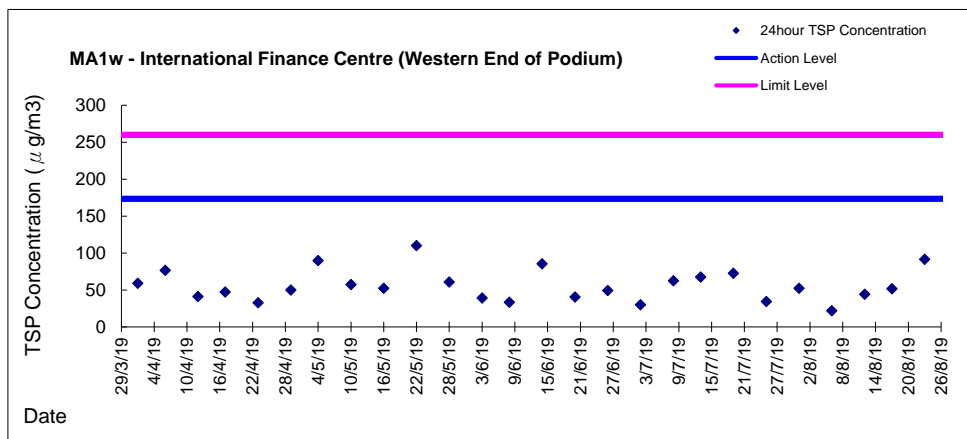
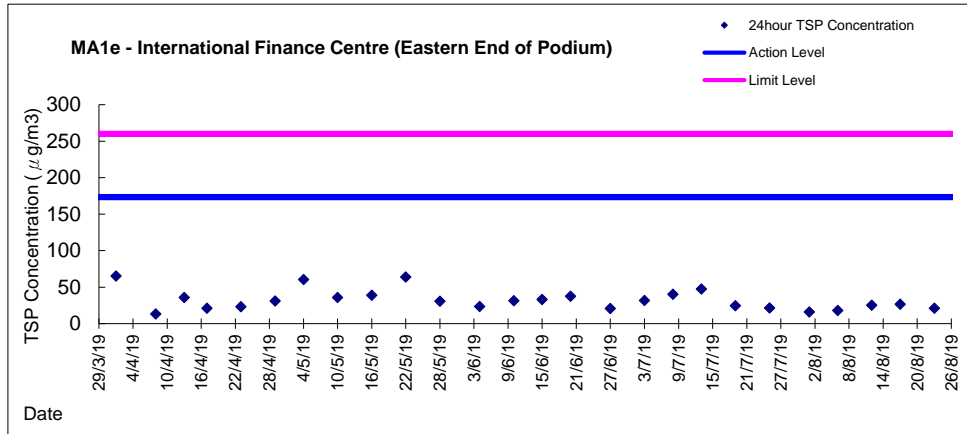




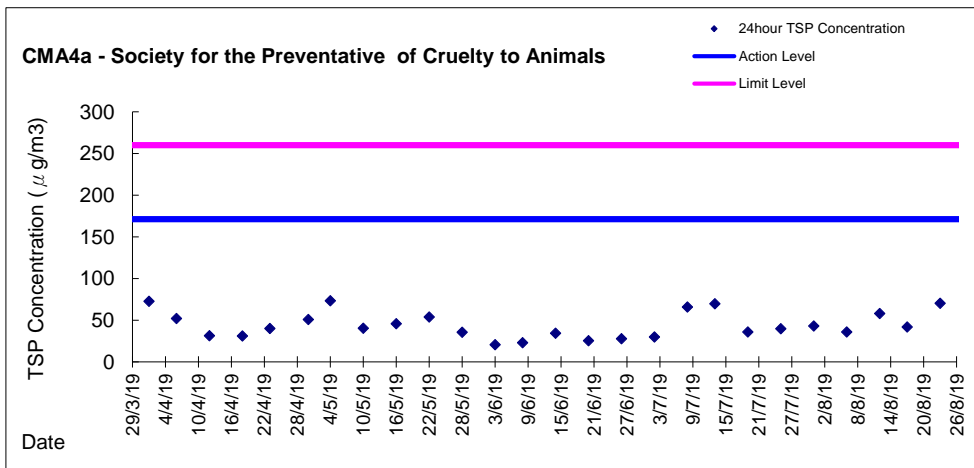
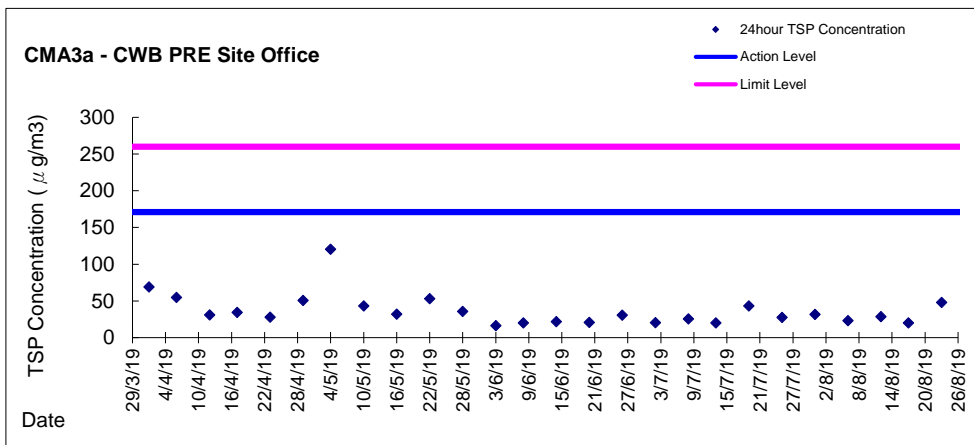
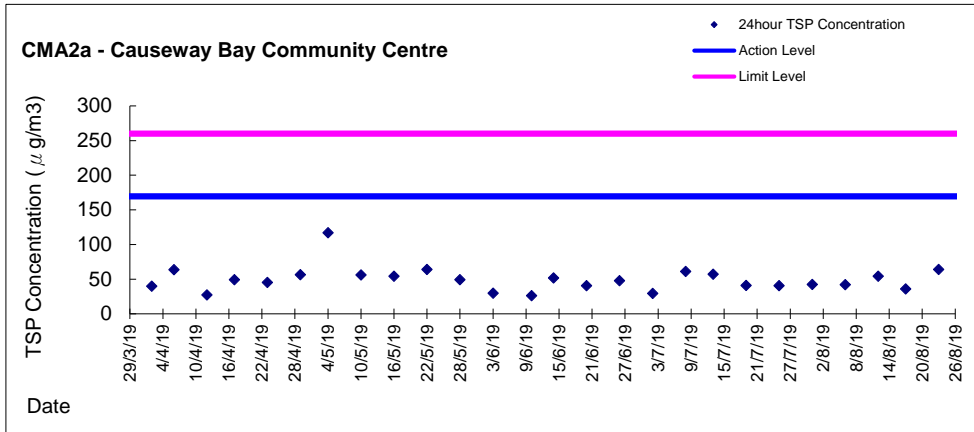
Graphic Presentation of 1 hour TSP Result



Graphic Presentation of 24 hour TSP Result



Graphic Presentation of 24 hour TSP Result



Graphic Presentation of 24 hour TSP Result

